


With a power of 20 A, the GYSFLASH 20.12/24 PL is a multi-voltage charger designed to recharge 12 V and 24 V lead-acid batteries (Gel, AGM, Liquid, etc.) and Lithium-iron phosphate (LFP / LiFePO₄). It has 4 distinct intelligent charging programs that guarantee the performance of each battery technology.

DUAL TECHNOLOGY: LEAD-ACID & LITHIUM

• **High efficiency**, duty cycle of 20 A at 100% (40°C).

• **4 modes de charge :**  4 charging modes

	12 V	15 Ah to 300 Ah
Pb Lead-acid	24 V	15 Ah to 240 Ah
LiFePO₄ Lithium-iron phosphate	12 V	7 Ah to 300 Ah
	24 V	7 Ah to 240 Ah

• **3 charging currents:** 7 A, 15 A and 20 A. Allows you to select the charging current that is best suited to the technology and capacity of the battery.

• Optimised maintenance charge, the charger can remain plugged in indefinitely during winter to maintain the health of the battery. The «Auto Restart» function means that the charger will memorise the settings and restart automatically in the event of a power cut.

• Battery charging from 2 V.



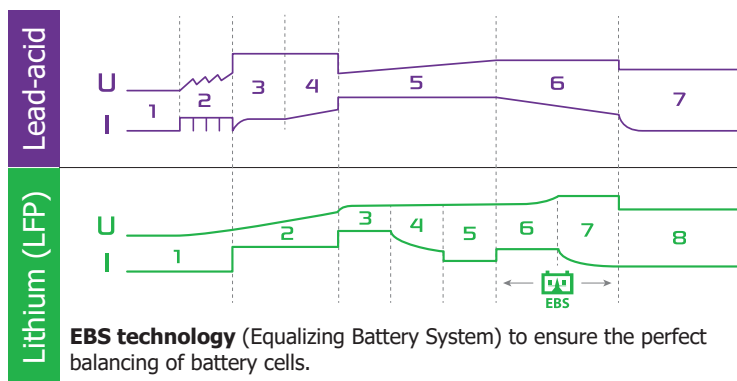
✓ START / STOP (EFB/AGM)

100% AUTOMATIC CHARGE

• Extends the life and performance of Lead (gel, AGM, liquid, calcium, etc.) and Lithium (LFP) batteries.

• **External temperature sensor**, for an optimal battery charge whether it's summer or winter.

The charger adjusts its charging parameters depending on ambient temperature.



Specific 7 step charging curve for each battery technology. Can be safely left connected without supervision.

Specific charging curve in 8 steps without supervision.

«**UVP* Wake up**» function: reactivates a battery in protection after a deep discharge and automatically starts the charge.

*UVP : Under Voltage Protection

SAFETY

• **Protection of the vehicle's on-board electronics:** protection against short circuits, polarity reversal and overcharging. Spark prevention system.

• **Automatic stand-by mode** if the battery is disconnected.

• **Integrated temperature sensor** to prevent internal electronics' overheating.

• **Simplified interface** to prevent user errors.

ERGONOMICS

• Compact design, light and portable.

• Connection of the clamps with quick connector (Anderson).

• Can be wall mounted, optional magnetic system available (ref. 026063).
















Supplied with:



Clamps
(1.9 m)

ref. 026094

 50 / 60 Hz		I _{charge}	 V	 Charge / Maintenance		Ondulation / Ripple	Charging curve		 kg	 mm	 mm	 SOS recovery	IP	
220-240 V AC	480 W	7/15/20 A	12 V	15 > 300 Ah (Pb) 7 > 300 Ah (LiFePO ₄)	<0.5 Ah /month	<150 mV Rms	IU ₀ U	7 step (Pb) 8 step (LiFePO ₄)	1.85	190 x 190 x 73	193 x 260 x 95	Automatic >2V	 IP 32  IP 31	1.9 m
		7/15 A	24 V	15 > 240 Ah (Pb) 7 > 240 Ah (LiFePO ₄)										