

This single-phase MIG/MAG welding unit offers 160 A of power. Equipped with a set of heavy-duty wheels, it is ideal for both professional and DIY use. It even features a “SMART” control panel making it easy set up the device, even for hobbyists.



Perfectly suited to steel and aluminium repairation work.



EURO TORCH CONNECTOR - Its detachable torch simplifies changing the wire and torch liners, it also makes it much more convenient to store.



LOW POWER CONSUMPTION - Suitable for use on a domestic, 16 A power supply.



Can be used with both 1 kg (100 mm) and 5 kg (200 mm) wire reels.



Constant and consistent wire feeding due to its powerful, 40 W wire-feed system.



GAS MIG/MAG welding for workshop applications (Ø 0.6 / 0.8 / 1 mm wire)
NO GAS NO GAS for outdoor applications (Ø 0.9 / 1.2 mm wire)

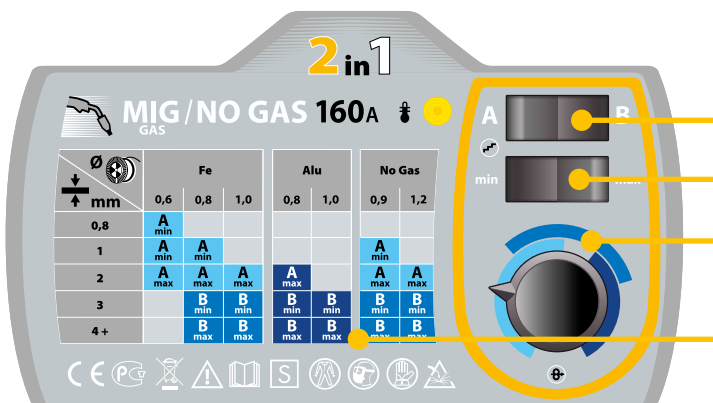


A constantly running fan protects the unit against overheating.



Earth clamp and 2.2 m EURO torch included

Quick and easy set-up





Adjust your welding parameters in few seconds with the intuitive settings.

There are no complicated adjustments to make on the SMARTMIG 162.

Thanks to its SMART control panel, the voltage and wire-feed speed are easy to monitor and adjust (four positions).

To select the most suitable welding settings, simply choose:

- The wire type and its diameter
- The thickness of the metal sheet

50/60hz	16A	min>max	Ømm		Ømm			Electronic Control	équipé d'origine / original equipment / originalausstattung / equipamiento de fabrica		EN60974-1 (40°C)		U ₀	cm/kg	Protected & compatible POWER GENERATOR (+/- 15%)
			GAS	NO GAS	100	200	300		0.6 / 0.8	0.8	I _A (60%)	X% (12 max)			
230V 1~	16A	30-160A	0.6 1.0	0.9 1.2	✓	✓				70A	115A 20%	25.5>40	33x54x45 / 25	4.5 kVA	